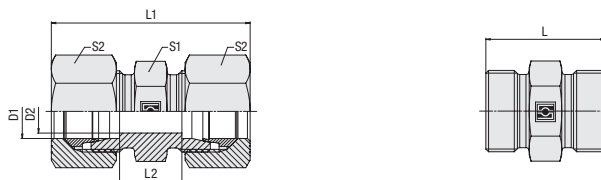


Straight Union
Type FI-G ▪ Series LL / L / S



D

Ordering Codes

***FI-G*-10*L*-W3*-MS**

- * Straight Union **FI-G**
- * Outside Tube Diameter D1 (in mm) **-10**
- * Series **LL**
 Extra-Light Series **L**
 Light Series **S**
 Heavy Series
- * Material Code **-W3**
 Steel, zinc/nickel-plated
- Please contact STAUFF for alternative materials and surface finishings.
- * Assembling / Kitting **—**
 Fitting body only
- MS**
 Fitting body supplied with cutting rings and union nuts
- MSV**
 Fitting body supplied with soft-sealing cutting rings and union nuts

Connecting Parts

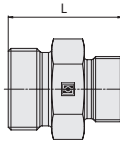
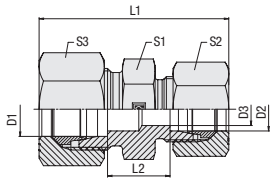
-  Cutting Ring
Type **FI-DS** Page 28
-  Soft-Sealing Cutting Ring
Type **FI-WDDS** Page 29
-  Support Sleeve
Type **FI-VH** Page 31
-  STAUFF Form EVO Sealing Ring
Type **FI-FD** Page 32
-  Union Nut
Type **FI-M** Page 33
-  37° Flared Tube Fitting Set
Type **FI-AB** Page 37

¹ Approximate dimension in assembled condition.
² Weight excluding cutting rings and union nuts.
³ Standard scope of delivery: Fitting body only.

Series	Tube OD	PN	Dimensions						Weight (^{kg} / _{lbs}) ca. per 100	Ordering Codes ³	
	(^{mm} / _{in}) D1		(^{mm} / _{in}) D2	L	L1 ¹	L2	S1	S2			
LL	4	100	3	20	31	12	9	10	0,53	FI-G-04LL-W3	
	.16	1450	.12	.79	1.22	.47	.35	.39	1.16	FI-G-06LL-W3	
	6	100	4,5	20	32	9	11	12	0,79	FI-G-08LL-W3	
	.24	1450	.18	.79	1.26	.35	.43	.47	1.74	FI-G-10LL-W3	
	8	100	6	23	35	12	12	14	1,05	FI-G-12LL-W3	
	.31	1450	.24	.91	1.38	.47	.47	.55	2.30	FI-G-14LL-W3	
	10	100	8	23	35	12	14	17	1,29	FI-G-16LL-W3	
	.39	1450	.31	.91	1.38	.47	.55	.67	2.83	FI-G-18LL-W3	
	12	100	10	23	35	11	17	19	1,83	FI-G-20LL-W3	
	.47	1450	.39	.91	1.38	.43	.67	.75	4.03	FI-G-22LL-W3	
	L	6	500	4	24	39	10	12	14	1,44	FI-G-06L-W3
		.24	7250	.16	.94	1.54	.39	.47	.55	3.17	FI-G-08L-W3
8		500	6	25	40	11	14	17	1,90	FI-G-10L-W3	
.31		7250	.24	.98	1.57	.43	.55	.67	4.18	FI-G-12L-W3	
10		500	8	27	42	13	17	19	2,60	FI-G-14L-W3	
.39		7250	.31	1.06	1.65	.51	.67	.75	5.72	FI-G-16L-W3	
12		400	10	28	43	14	19	22	2,67	FI-G-18L-W3	
.47		5800	.39	1.10	1.69	.55	.75	.87	5.87	FI-G-20L-W3	
15		400	12	30	46	16	24	27	4,81	FI-G-22L-W3	
.59		5800	.47	1.18	1.81	.63	.94	1.06	10.57	FI-G-24L-W3	
18		400	15	31	48	16	27	32	6,65	FI-G-26L-W3	
.71		5800	.59	1.22	1.89	.63	1.06	1.26	14.63	FI-G-28L-W3	
22		250	19	35	52	20	32	36	8,94	FI-G-30L-W3	
.87		3625	.75	1.38	2.05	.79	1.26	1.42	19.66	FI-G-32L-W3	
28		250	24	36	54	21	41	41	13,90	FI-G-34L-W3	
1.10		3625	.94	1.42	2.13	.83	1.61	1.61	30.57	FI-G-36L-W3	
35		250	30	41	63	20	46	50	21,11	FI-G-38L-W3	
1.38		3625	1.18	1.61	2.48	.79	1.81	1.97	46.43	FI-G-40L-W3	
42		250	36	43	66	21	55	60	29,26	FI-G-42L-W3	
1.65		3625	1.42	1.69	2.60	.83	2.17	2.36	64.38	FI-G-44L-W3	
S		6	800	4	30	45	16	14	17	2,52	FI-G-06S-W3
		.24	11600	.16	1.18	1.77	.63	.55	.67	5.54	FI-G-08S-W3
		8	800	5	32	47	18	17	19	3,67	FI-G-10S-W3
		.31	11600	.20	1.26	1.85	.71	.67	.75	8.08	FI-G-12S-W3
	10	800	7	32	49	17	19	22	4,23	FI-G-14S-W3	
	.39	11600	.28	1.26	1.93	.67	.75	.87	9.30	FI-G-16S-W3	
	12	630	8	34	51	19	22	24	5,88	FI-G-18S-W3	
	.47	9135	.31	1.34	2.01	.75	.87	.94	12.94	FI-G-20S-W3	
	14	630	10	38	57	22	24	27	7,52	FI-G-22S-W3	
	.55	9135	.39	1.50	2.24	.87	.94	1.06	16.54	FI-G-24S-W3	
	16	630	12	38	57	21	27	30	9,20	FI-G-26S-W3	
	.63	9135	.47	1.50	2.24	.83	1.06	1.18	20.25	FI-G-28S-W3	
	20	420	16	44	66	23	32	36	14,27	FI-G-30S-W3	
	.79	6091	.63	1.73	2.60	.91	1.26	1.42	31.40	FI-G-32S-W3	
	25	420	20	50	74	26	41	46	24,99	FI-G-34S-W3	
	.98	6091	.79	1.97	2.91	1.02	1.61	1.81	54.97	FI-G-36S-W3	
	30	420	25	54	80	27	46	50	33,08	FI-G-38S-W3	
	1.18	6091	.98	2.13	3.15	1.06	1.81	1.97	72.77	FI-G-40S-W3	
	38	420	32	61	90	29	55	60	53,80	FI-G-42S-W3	
	1.50	6091	1.26	2.40	3.54	1.14	2.17	2.36	118.36	FI-G-44S-W3	



Straight Reducer
Type FI-G • Series LL / L



D

Series	Tube OD (mm/in)		PN (bar/psi)	Dimensions (mm/in)							Weight (kg/lbs) ca. per 100	Ordering Codes ³
	D1	D2		D3	L	L1 ¹	L2	S1	S2	S3		
LL	6	4	100	3	20	32	10,5	11	10	12	0,70	FI-G-06/04LL-W3
	.24	.16	1450	.12	.79	1.26	.41	.43	.39	.47	1.54	FI-G-08/04LL-W3
	8	4	100	3	22	34	12,5	12	10	14	1,00	FI-G-08/04LL-W3
	.31	.16	1450	.12	.87	1.34	.49	.47	.39	.55	2.20	FI-G-08/06LL-W3
L	8	6	100	4	22	34	11	12	12	14	0,99	FI-G-08/06LL-W3
	.31	.24	1450	.16	.87	1.34	.43	.47	.47	.55	2.18	FI-G-08/06LL-W3
	8	6	500	4	25	40	11	14	14	17	1,61	FI-G-08/06L-W3
	.31	.24	7250	.16	.98	1.57	.43	.55	.55	.67	3.54	FI-G-08/06L-W3
L	10	6	500	4	26	41	12	17	14	19	1,99	FI-G-10/06L-W3
	.39	.24	7250	.16	1.02	1.61	.47	.67	.55	.75	4.37	FI-G-10/06L-W3
L	10	8	500	6	26	41	12	17	17	19	2,21	FI-G-10/08L-W3
	.39	.31	7250	.24	1.02	1.61	.47	.67	.67	.75	4.86	FI-G-10/08L-W3
L	12	6	400	4	27	42	13	19	14	22	2,47	FI-G-12/06L-W3
	.47	.24	5800	.16	1.06	1.65	.51	.75	.55	.87	5.43	FI-G-12/06L-W3
L	12	8	400	6	27	42	13	19	17	22	2,63	FI-G-12/08L-W3
	.47	.31	5800	.24	1.06	1.65	.51	.75	.67	.87	5.78	FI-G-12/08L-W3
L	12	10	400	8	28	43	14	19	19	22	2,81	FI-G-12/10L-W3
	.47	.39	5800	.31	1.10	1.69	.55	.75	.75	.87	6.19	FI-G-12/10L-W3
L	15	6	400	4	29	47	15	24	14	27	4,55	FI-G-15/06L-W3
	.59	.24	5800	.16	1.14	1.85	.59	.94	.55	1.06	10.03	FI-G-15/06L-W3
L	15	8	400	6	29	47	15	24	17	27	4,56	FI-G-15/08L-W3
	.59	.31	5800	.24	1.14	1.85	.59	.94	.67	1.06	10.05	FI-G-15/08L-W3
L	15	10	400	8	29	45	15	24	19	27	4,36	FI-G-15/10L-W3
	.59	.39	5800	.31	1.14	1.77	.59	.94	.75	1.06	9.59	FI-G-15/10L-W3
L	15	12	400	10	29	45	15	24	22	27	4,42	FI-G-15/12L-W3
	.59	.47	5800	.39	1.14	1.77	.59	.94	.87	1.06	9.73	FI-G-15/12L-W3
L	18	8	400	6	30	48	15,5	27	17	32	6,25	FI-G-18/08L-W3
	.71	.31	5800	.24	1.18	1.89	.61	1.06	.67	1.26	13.78	FI-G-18/08L-W3
L	18	10	400	8	30	46	15,5	27	19	32	6,01	FI-G-18/10L-W3
	.71	.39	5800	.31	1.18	1.81	.61	1.06	.75	1.26	13.22	FI-G-18/10L-W3
L	18	12	400	10	30	46	15,5	27	22	32	5,56	FI-G-18/12L-W3
	.71	.47	5800	.39	1.18	1.81	.61	1.06	.87	1.26	12.22	FI-G-18/12L-W3
L	18	15	400	12	31	48	16,5	27	27	32	6,73	FI-G-18/15L-W3
	.71	.59	5800	.47	1.22	1.89	.65	1.06	1.06	1.26	14.81	FI-G-18/15L-W3
L	22	8	250	6	31	50	16,5	32	17	36	7,56	FI-G-22/08L-W3
	.87	.31	3625	.24	1.22	1.97	.65	1.26	.67	1.42	16.67	FI-G-22/08L-W3
L	22	10	250	8	32	51	17,5	32	19	36	1,36	FI-G-22/10L-W3
	.87	.39	3625	.31	1.26	2.01	.69	1.26	.75	1.42	3.00	FI-G-22/10L-W3
L	22	12	250	10	32	48	17,5	32	22	36	7,99	FI-G-22/12L-W3
	.87	.47	3625	.39	1.26	1.89	.69	1.26	.87	1.42	17.57	FI-G-22/12L-W3
L	22	15	250	12	33	50	18,5	32	27	36	8,37	FI-G-22/15L-W3
	.87	.59	3625	.47	1.30	1.97	.73	1.26	1.06	1.42	18.41	FI-G-22/15L-W3
L	22	18	250	15	33	50	18	32	32	36	8,76	FI-G-22/18L-W3
	.87	.71	3625	.59	1.30	1.97	.71	1.26	1.26	1.42	19.26	FI-G-22/18L-W3
L	28	10	250	8	33	53	18,5	41	19	41	12,12	FI-G-28/10L-W3
	1,1	.39	3625	.31	1.3	2.09	.73	1.61	.75	1.61	26.72	FI-G-28/10L-W3
L	28	12	250	10	33,5	54	19	41	22	41	13,02	FI-G-28/12L-W3
	1,1	.47	3625	.39	1.32	2.13	.75	1.61	.87	1.61	28.70	FI-G-28/12L-W3
L	28	15	250	12	34	55	19,5	41	27	41	13,12	FI-G-28/15L-W3
	1,1	.59	3625	.47	1.34	2.17	.77	1.61	1.06	1.61	28.92	FI-G-28/15L-W3
L	28	18	250	15	34	52	19	41	32	41	13,29	FI-G-28/18L-W3
	1.10	.71	3625	.59	1.34	2.05	.75	1.61	1.26	1.61	29.24	FI-G-28/18L-W3
L	28	22	250	19	36	54	21	41	36	41	13,61	FI-G-28/22L-W3
	1.10	.87	3625	.75	1.42	2.13	.83	1.61	1.42	1.61	29.94	FI-G-28/22L-W3
L	35	18	250	15	37	60	19	46	32	50	19,74	FI-G-35/18L-W3
	1.38	.71	3625	.59	1.46	2.36	.75	1.81	1.26	1.97	43.52	FI-G-35/18L-W3
L	35	22	250	19	39	59	21	46	36	50	19,99	FI-G-35/22L-W3
	1.38	.87	3625	.75	1.54	2.32	.83	1.81	1.42	1.97	43.99	FI-G-35/22L-W3
L	35	28	250	24	39	59	21	46	41	50	19,71	FI-G-35/28L-W3
	1.38	1.10	3625	.94	1.54	2.32	.83	1.81	1.61	1.97	43.35	FI-G-35/28L-W3

Ordering Codes

***FI-G*-10/*08*L*-W3*-MS**

* Straight Reducer	FI-G
* Outside Tube Diameter D1 (in mm)	-10
* Outside Tube Diameter D2 (in mm)	08
* Series	Extra-Light Series (page 97) LL Light Series (pages 97/98) L Heavy Series (page 98) S
* Material Code	Steel, zinc/nickel-plated -W3
Please contact STAUFF for alternative materials and surface finishings.	
* Assembling / Kitting	Fitting body only — Fitting body supplied with cutting rings and union nuts -MS Fitting body supplied with soft-sealing cutting rings and union nuts -MSV

Connecting Parts

	Cutting Ring Type FI-DS	Page 28
	Soft-Sealing Cutting Ring Type FI-WDDS	Page 29
	Support Sleeve Type FI-VH	Page 31
	STAUFF Form EVO Sealing Ring Type FI-FD	Page 32
	Union Nut Type FI-M	Page 33
	37° Flared Tube Fitting Set Type FI-AB	Page 37

¹ Approximate dimension in assembled condition.
² Weight excluding cutting rings and union nuts.
³ Standard scope of delivery: Fitting body only.

