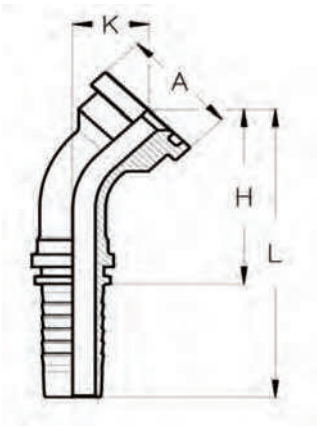
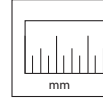
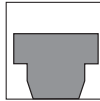



45° FLANGE ELBOW (ISO 62 FLANGE END)



000000100
10SAP1010
101010000
100011111



	CODE	DN	SIZE	INCH	SIZE	INCH	H	L	K	A	BAR	PSI
2020066264	CX0808FP45	12.5	-08	1/2	-08	1/2	47	80	20	31.8	415	6000
2020066265	CX0812FP45	12.5	-08	1/2	-12	3/4	53	86	26	41.3	415	6000
2020066266	CX1008FP45	16	-10	5/8	-08	1/2	51	87	21	31.8	350	5000
2020066267	CX1012FP45	16	-10	5/8	-12	3/4	57	93	26	41.3	350	5000
2020066268	CX1208FP45	19	-12	3/4	-08	1/2	64	104	26	31.8	350	5000
2020066269	CX1212FP45	19	-12	3/4	-12	3/4	64	104	26	41.3	350	5000
2020066270	CX1216FP45	19	-12	3/4	-16	1	68	108	31	47.6	350	5000
2020066271	CX1612FP45	25	-16	1	-12	3/4	79	130	31	41.3	280	4000
2020066272	CX1616FP45	25	-16	1	-16	1	80	131	32	47.6	280	4000
2020066273	CX1620FP45	25	-16	1	-20	1.1/4	85	136	37	54	280	4000
2020066274	CX2016FP45	31.5	-20	1.1/4	-16	1	94	152	37	47.6	210	3000
2020066275	CX2020FP45	31.5	-20	1.1/4	-20	1.1/4	93	151	37	54	210	3000
2020066276	CX2024FP45	31.5	-20	1.1/4	-24	1.1/2	99	157	43	63.5	210	3000
2020066277	CX2424FP45	38	-24	1.1/2	-24	1.1/2	111	175	44	63.5	185	2700
2020066278	CX2432FP45	38	-24	1.1/2	-32	2	122	186	55	79.4	185	2700
2020066279	CX3232FP45	51	-32	2	-32	2	147	217	58	79.4	175	2500