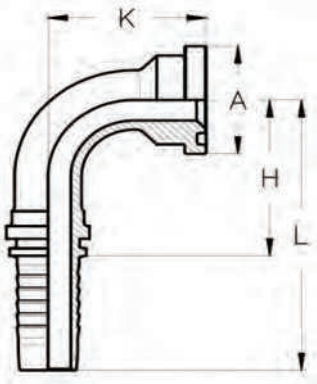
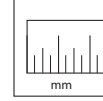
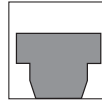
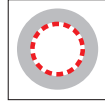


## 90° FLANGE ELBOW (ISO 62 FLANGE END)



000000100  
10SAP1010  
101010000  
100011111



	CODE	DN	SIZE	INCH	SIZE	INCH	H	L	K	A	BAR	PSI
2020066280	CX0808FP90	12.5	-08	1/2	-08	1/2	38	71	40	31.8	415	6000
2020066281	CX0812FP90	12.5	-08	1/2	-12	3/4	38	71	47	41.3	415	6000
2020066282	CX1008FP90	16	-10	5/8	-08	1/2	45	81	42	31.8	350	5000
2020066283	CX1012FP90	16	-10	5/8	-12	3/4	45	81	50	41.3	350	5000
2020066284	CX1208FP90	19	-12	3/4	-08	1/2	55	95	54	31.8	350	5000
2020066285	CX1212FP90	19	-12	3/4	-12	3/4	55	95	54	41.3	350	5000
2020066286	CX1216FP90	19	-12	3/4	-16	1	55	95	60	47.6	350	5000
2020066287	CX1612FP90	25	-16	1	-12	3/4	70	121	65	41.3	280	4000
2020066288	CX1616FP90	25	-16	1	-16	1	70	121	66	47.6	280	4000
2020066289	CX1620FP90	25	-16	1	-20	1.1/4	70	121	73	54	280	4000
2020066290	CX2016FP90	31.5	-20	1.1/4	-16	1	85	142	80	47.6	210	3000
2020066291	CX2020FP90	31.5	-20	1.1/4	-20	1.1/4	85	142	78	54	210	3000
2020066292	CX2024FP90	31.5	-20	1.1/4	-24	1.1/2	85	142	86	63.5	210	3000
2020066293	CX2424FP90	38	-24	1.1/2	-24	1.1/2	105	170	93	63.5	185	2700
2020066340	CX2432FP90	38	-24	1.1/2	-32	2	105	170	109	79.4	185	2700
2020066294	CX3232FP90	51	-32	2	-32	2	140	210	125	79.4	175	2500