

Bolts AA4, Series CM1

- Cylinder mounting in accordance with ISO 15552

- Suitable piston Ø 32 40 50 63 80 100 25, 32 40, 50 63, 80 125 160, 200 250 320 mm



Standards

See table below

Weight

See table below

Technical data

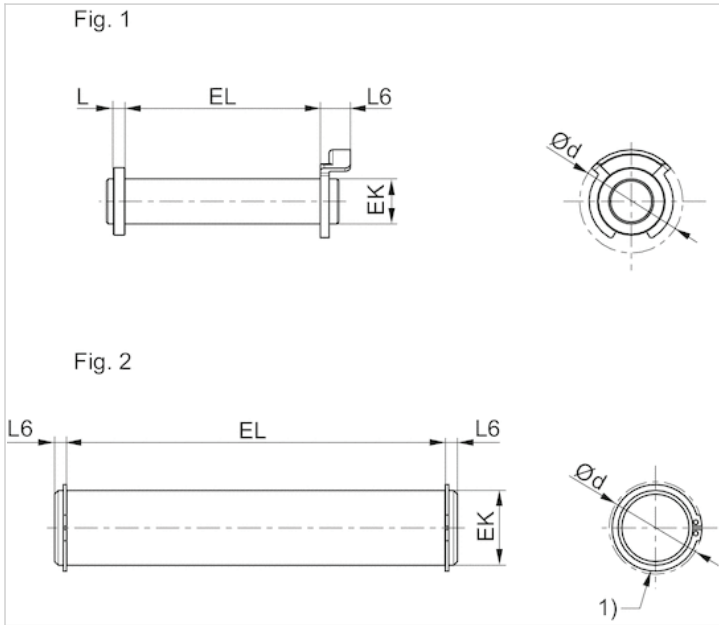
Part No.	Piston Ø	Standardization	Surface	Weight	Fig.
1823120020	32 mm	-	galvanized	0.03 kg	Fig. 1
1823120021	40 mm	-	galvanized	0.05 kg	Fig. 1
1823120022	50 mm	-	galvanized	0.06 kg	Fig. 1
1823120023	63 mm	-	galvanized	0.12 kg	Fig. 1
1823120024	80 mm	-	galvanized	0.15 kg	Fig. 1
1823120025	100 mm	-	galvanized	0.29 kg	Fig. 1
3661302000	25, 32 mm	-	nitrocarburized	0.02 kg	Fig. 2
3661303000	40, 50 mm	-	nitrocarburized	0.03 kg	Fig. 2
3661304000	63, 80 mm	-	nitrocarburized	0.08 kg	Fig. 2
3661306000	100 mm	-	nitrocarburized	0.16 kg	Fig. 2
5236000092	125 mm	ISO 15552	galvanized	0.53 kg	Fig. 2
5237000092	160, 200 mm	ISO 15552	galvanized	0.99 kg	Fig. 2
5239000092	250 mm	ISO 15552	galvanized	2.12 kg	Fig. 2
5239010092	320 mm	ISO 15552	galvanized	3.01 kg	Fig. 2

Scope of delivery: pivot pins incl. circlips

Technical information

Material	
Material	Steel
	galvanized nitrocarburized

Dimensions



1) circlip DIN 471

Dimensions

Part No.	Piston Ø	Fig.	Ø d max.	EK e8	EL	L max.	L6 max.
1823120020	32 mm	Fig. 1	20	10	45.2 +0,3	3.5	9
1823120021	40 mm	Fig. 1	22	12	52.2 +0,3	4	9
1823120022	50 mm	Fig. 1	22	12	60.2 +0,3	4	9
1823120023	63 mm	Fig. 1	28	16	70.2 +0,3	4.5	11
1823120024	80 mm	Fig. 1	28	16	90.2 +0,3	4.5	11
1823120025	100 mm	Fig. 1	38	20	110.2 +0,3	5	11
3661302000	25, 32 mm	Fig. 2	19	10	29.2	-	2.4
3661303000	40, 50 mm	Fig. 2	21	12	34.4	-	2.8
3661304000	63, 80 mm	Fig. 2	28	16	48.4	-	2.8
3661306000	100 mm	Fig. 2	40	20	58.4	-	3.3
5236000092	125 mm	Fig. 2	34.2	25	132 +0,5	-	3.75
5237000092	160, 200 mm	Fig. 2	40.5	30	172 +0,5	-	4.25
5239000092	250 mm	Fig. 2	52.6	40	202 +0,5	-	6.75
5239010092	320 mm	Fig. 2	59.1	45	222 +0,5	-	7.25

Bolts AA4, Series CM1

R412025614

Bolts



Technical data

For series
RPC
PRA
TRB
CCL-IS

Standardization
ISO 15552

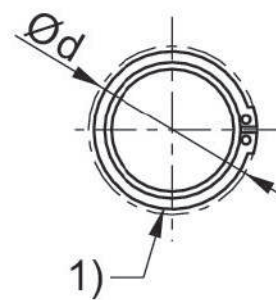
Piston diameter
50 mm

Material

Housing material
Stainless Steel

Part No.
R412025614

Dimensions



1) with circlip

Part No.	Piston Ø	Ø d max.	EK e8	EL +0.3	L6 max.
R412027660	25	9.6	10	36.5	3
R412025612	32	9.6	10	46	9
R412025613	40	11.5	12	53	9
R412025614	50	11.5	12	61	9
R412025615	63	15.2	16	71	11
R412025616	80	15.2	16	91	11
R412025617	100	19.0	20	111	11
R412025618	125	23.9	25	132	11

Bolts AA4, Series CM1

R412025615

Bolts



Technical data

For series
RPC
PRA
TRB
CCL-IS

Standardization
ISO 15552

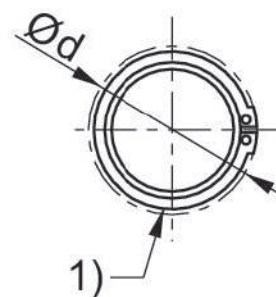
Piston diameter
63 mm

Material

Housing material
Stainless Steel

Part No.
R412025615

Dimensions



1) with circlip

Part No.	Piston Ø	Ø d max.	EK e8	EL +0.3	L6 max.
R412027660	25	9.6	10	36.5	3
R412025612	32	9.6	10	46	9
R412025613	40	11.5	12	53	9
R412025614	50	11.5	12	61	9
R412025615	63	15.2	16	71	11
R412025616	80	15.2	16	91	11
R412025617	100	19.0	20	111	11
R412025618	125	23.9	25	132	11

Bolts AA4, Series CM1

R412025616

Bolts



Technical data

For series
RPC
PRA
TRB
CCL-IS

Standardization
ISO 15552

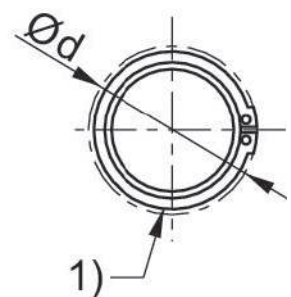
Piston diameter
80 mm

Material

Housing material
Stainless Steel

Part No.
R412025616

Dimensions



1) with circlip

Part No.	Piston Ø	Ø d max.	EK e8	EL +0.3	L6 max.
R412027660	25	9.6	10	36.5	3
R412025612	32	9.6	10	46	9
R412025613	40	11.5	12	53	9
R412025614	50	11.5	12	61	9
R412025615	63	15.2	16	71	11
R412025616	80	15.2	16	91	11
R412025617	100	19.0	20	111	11
R412025618	125	23.9	25	132	11

Bolts AA4, Series CM1

R412025617

Bolts



Technical data

For series
RPC
PRA
TRB
CCL-IS

Standardization
ISO 15552

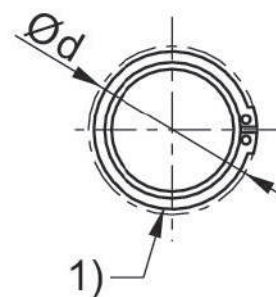
Piston diameter
100 mm

Material

Housing material
Stainless Steel

Part No.
R412025617

Dimensions



1) with circlip

Part No.	Piston Ø	Ø d max.	EK e8	EL +0.3	L6 max.
R412027660	25	9.6	10	36.5	3
R412025612	32	9.6	10	46	9
R412025613	40	11.5	12	53	9
R412025614	50	11.5	12	61	9
R412025615	63	15.2	16	71	11
R412025616	80	15.2	16	91	11
R412025617	100	19.0	20	111	11
R412025618	125	23.9	25	132	11

Bolts AA4, Series CM1

R412025618

Bolts



Technical data

For series
RPC
PRA
TRB
CCL-IS

Standardization
ISO 15552

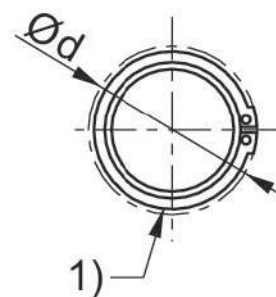
Piston diameter
125 mm

Material

Housing material
Stainless Steel

Part No.
R412025618

Dimensions



1) with circlip

Part No.	Piston Ø	Ø d max.	EK e8	EL +0.3	L6 max.
R412027660	25	9.6	10	36.5	3
R412025612	32	9.6	10	46	9
R412025613	40	11.5	12	53	9
R412025614	50	11.5	12	61	9
R412025615	63	15.2	16	71	11
R412025616	80	15.2	16	91	11
R412025617	100	19.0	20	111	11
R412025618	125	23.9	25	132	11

Efficient pneumatic solutions, our program: cylinders and drives, valves and valve systems, air supply management



Visit us: [Emerson.com/Aventics](https://www.emerson.com/Aventics)

Your local contact: [Emerson.com/contactus](https://www.emerson.com/contactus)



Emerson.com



[Facebook.com/EmersonAutomationSolutions](https://www.facebook.com/EmersonAutomationSolutions)



[LinkedIn.com/company/Emerson-Automation-Solutions](https://www.linkedin.com/company/Emerson-Automation-Solutions)



[Twitter.com/EMR_Automation](https://twitter.com/EMR_Automation)

An example configuration is depicted on the title page. The delivered product may thus vary from that in the illustration. Subject to change. This Document, as well as the data, specifications and other information set forth in it, are the exclusive property of AVENTICS GmbH. It may not be reproduced or given to third parties without its consent. Only use the AVENTICS products shown in industrial applications. Read the product documentation completely and carefully before using the product. Observe the applicable regulations and laws of the respective country. When integrating the product into applications, note the system manufacturer's specifications for safe use of the product. The data specified only serve to describe the product. No statements concerning a certain condition or suitability for a certain application can be derived from our information. The information given does not release the user from the obligation of own judgment and verification. It must be remembered that the products are subject to a natural process of wear and aging.

The Emerson logo is a trademark and service mark of Emerson Electric Co. Brand logotype are registered trademarks of one of the Emerson family of companies. All other marks are the property of their respective owners. © 2017 Emerson Electric Co. All rights reserved.
2019-03



CONSIDER IT SOLVED™